

QUADRO 50

THE STABLE SUPPORT ARM SYSTEM

The most important product features:

- Profile cross-sections: Square 50 mm
- System parts material: diecast aluminium/spheroidal graphite iron, powder coating, RAL 7040
- Suspension profile material: drawn steel, powder coating, RAL 7035
- Various connections available
- Adaptation from square tube to round tube Ø48 possible
- Can be used with all ROLEC command enclosures
- Possible to route connectors such as HDMI, DVI, network adapters, etc.
- Gasket: chloroprene (CR)

QUADRO 50 gets its name from the 50 mm square steel profiles which form the basis of the system. Connection joints and couplings are made of high load spheroidal graphite which provides a higher than average bearing strength. The overall static equilibrium of the system is extremely high due to its use of steel profiles.

QUADRO can be assembled quickly and easily at the point of use, thanks to its sophisticated technology. The articulated parts are equipped with a swivel limiter. A control lamp adapter and a QUADRO 50/taraPLUS elbow for connection to the taraPLUS system complete the range. Compatible command enclosures include **commandCASE aluFACE and profiPANEL**.

Principle

Closed system with easy access to system parts for medium and heavy loads

Additional info

Simple alignment of the system

Heavy-duty system parts made from spheroidal graphite

Signal light adapter available for the elbow

Transition from QUADRO 50 to taraPLUS around 48mm possible with special elbow

Compatible ROLEC control enclosures: commandCASE, aluFACE, profiPANEL

Material/coating

System elements: Aluminium and high-tensile spheroidal graphite

Powder coating RAL 7040, window grey

Optional: Special colours

Supportprofile: Steel, drawn

Powder coating RAL 7035, light grey

Optional: Special colours

Bellows: PVC, RAL 7035, light grey

Cable routing













Suitable for HDMI, patch cables, USB etc., not suitable for DVI plugs

Ingress protection

IP 54 / EN 60529

Torque for cutting ring screws

30 Nm = 3 kg/m

Photo	No.	Type	Length L	Width W	Height H	Gasket H	Optional available
	140.045.000,	Inclination adaptor 30/60 grades	0	0	0		-
	144.020.500	Square tube 500 mm	0	0	0		-
	144.021.000	Square tube 1000 mm	0	0	0		-
	144.021.500	Square tube 1500 mm	0	0	0		-
	144.022.000	Square tube 2000 mm	0	0	0		-
	147.005.500	Socket joint	0	0	0		-
	147.010.000	Wall joint	0	0	0		-
	147.015.000	Intermediate joint	0	0	0		-
	147.020.500	Elbow	0	0	0		-
	147.020.501	Signal light adaptor	0	0	0		-
	147.025.500	Coupling	0	0	0		-
	147.030.000	Base	0	0	0		-
	147.035.500	Elbow coupling	0	0	0		-
	147.040.000	Tube rotation joint	0	0	0		-
	149.021.000,	taraPLUS/ elbow	0	0	0		-