

taraPLUS

THE PROVEN SUPPORT ARM SYSTEM

IP 54

The key product features:

- Profile cross-sections: round Ø 48 and 70 mm. rectangular 40x60 mm
- System parts material: diecast aluminium, powder coating, RAL 7040
- Suspension profile material: drawn steel, powder coating, RAL 7035
- Various connections available
- Support profiles: a combination of round and/or rectangular tubes
- Various couplings available
- Simple and quick adjustment with set screws
- Can be used with all ROLEC control enclosures
- Possible to route connectors such as HDMI, patch cable, USB, etc. (not for DVI connectors)
- Gasket: chloroprene (CR)

The taraPLUS suspension arm system was developed for light to medium loads. It is quick and easy to assemble on site. The large openings in the system parts allow cables to be easily fed through. The special design combines round and square profiles, thereby achieving high static equilibrium. taraPLUS is a tried and trusted system which is tested to IP 54 protection class.

Principle

Many variants, closed system with easy access to system parts for light to medium loads.

Additional info

Simple alignment of the system

Easy installation of the cables

Special design due to the combination of rectangular and round tubes

Material/coating

System elements: Die-cast aluminium

EN AN-44300 DIN EN 1706

(GD Al Si 12/DIN 1725)

Powder coating RAL 7040, window grey

Optional: Special colours

Suspension pipes: Fe

Powder coating RAL 7035, light grey

Optional: Special colours

Bellows: PVC, RAL 7035, light grey

Cable routing

48 mm pipe = 42 mm Ø

70 mm pipe = 62 mm Ø

60/40 mm pipe = 54 x 34 mm

Ingress protection

IP 54 EN 60529

Torque for cutting ring screws

30 Nm = 3 kg/m





































Photo	No.	Type	Length L	Width W	Height H	Gasket H	Optional available
	144.300.250	Round tube Ø48 250 mm	0	0	0		-
	144.300.500	Round tube Ø48 500 mm	0	0	0		-
	144.300.750	Round tube Ø48 750 mm	0	0	0		-
	144.301.000	Round tube Ø48 1000 mm	0	0	0		-
	144.310.500	Rectangular tube 60/40x500 mm	0	0	0		-
	144.310.750	Rectangular tube 60/40x750 mm	0	0	0		-
	144.311.000	Rectangular tube 60/40x1000 mm	0	0	0		-
	144.311.500	Rectangular tube 60/40x1500 mm	0	0	0		-
	144.320.250	Round tube Ø70 250 mm	0	0	0		-
	144.320.500	Round tube Ø70 500 mm	0	0	0		-
	144.321.000	Round tube Ø70 1000 mm	0	0	0		-
	144.321.500	Round tube Ø70 1500 mm	0	0	0		-
	144.322.000	Round tube Ø70 2000 mm	0	0	0		-
	149.005.000	Socket joint	0	0	0		-
	149.005.001	Socket joint, vertical	0	0	0		-
	149.010.000	Wall joint	0	0	0		-
	149.010.001	Wall joint, vertical	0	0	0		-
	149.015.000	Intermediate joint	0	0	0		-
	149.020.000	Elbow 48	0	0	0		-
	149.020.001	Elbow 70	0	0	0		-
	149.021.000	QUADRO 50 elbow	0	0	0		-
	149.025.001	Coupling A	0	0	0		-
	149.025.002	Console coupling	0	0	0		-
	149.025.003	Console coupling A, upright	0	0	0		-
	149.025.004	Console coupling A, hanging	0	0	0		-

Photo	No.	Type	Length L	Width W	Height H	Gasket H	Optional available
	149.025.500	Coupling, hanging	0	0	0		-
	149.025.501	Coupling, upright	0	0	0		-
	149.030.000	Base 48	0	0	0		-
	149.030.001	Base 70	0	0	0		-
	149.035.000	Elbow coupling	0	0	0		-
	149.035.001	Elbow coupling A	0	0	0		-
	149.035.002	Elbow console coupling	0	0	0		-
	149.035.003	Elbow console coupling A, upright	0	0	0		-
	149.035.005	Elbow console coupling A, hanging	0	0	0		-
	149.040.000	Tube rotation joint	0	0	0		-
	149.045.000	Wall inclination coupling	0	0	0		-